

CORENET 2.0

webinar briefing – initial 2022

QP & Industry Professional

28th Mar · 29th Mar · 31st Mar · 1st Apr 2022



Copyright © Building and Construction Authority
Not to be reproduced without permission



Briefing Protocol

1. Please mute your devices during the briefing session
2. Feel free to raise any queries in the “Zoom Q&A” (DO NOT use Zoom Chat) throughout the briefing, we will answer them during Q&A time
3. During the Q&A time
 - Post your questions in the “Zoom Q&A” (DO NOT use Zoom Chat)
4. For more questions that you may have after the briefing session, you can reach out to our CORENET 2.0 Change Management Team at cn2cm@nova-hub.com



Agenda

- Opening and Welcome
- Overview of changes from e-Submission System CORENET 1.0 to CORENET 2.0
- Preparing for CORENET 2.0 Onboarding
- Demonstration on the new ESPro and CORENET 2.0 Portal
- Q&A



Opening and Welcome



CORENET 2.0

Welcome to CORENET 2.0

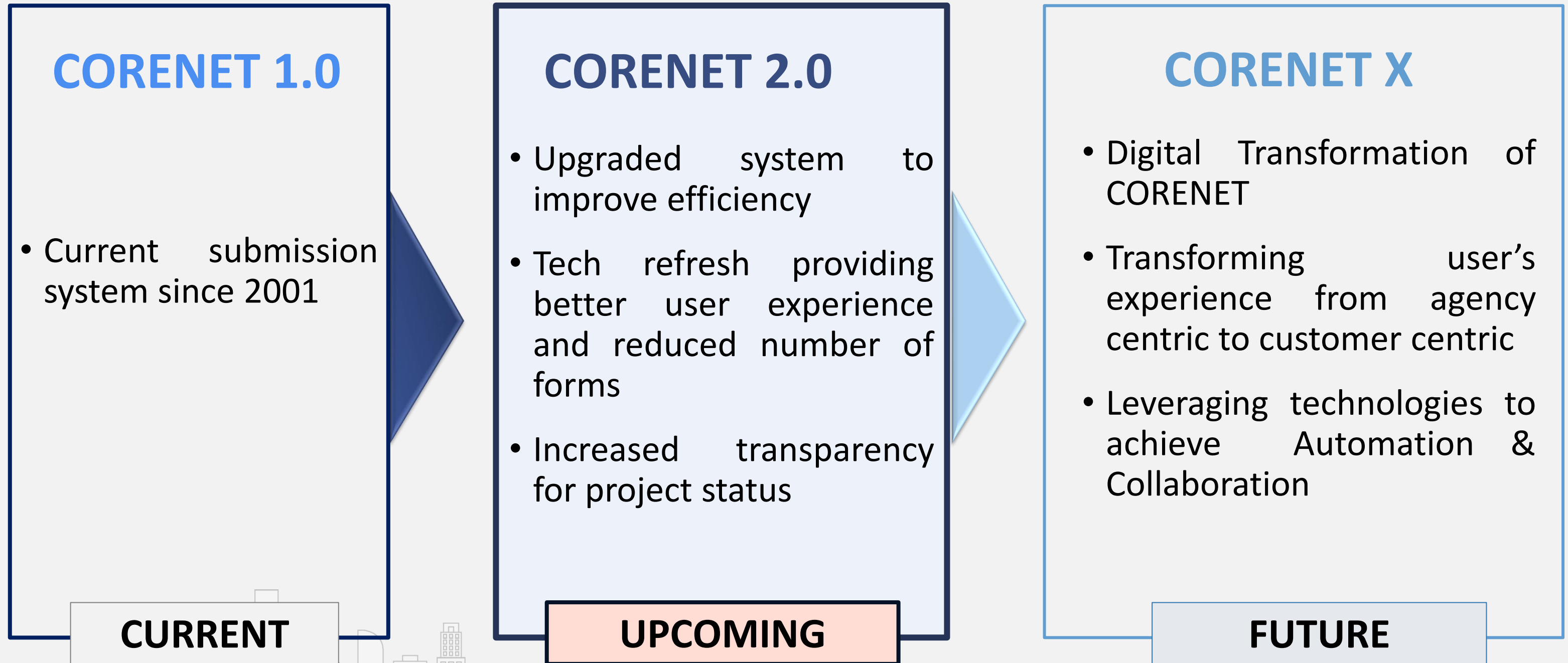


- **CORENET** is a G2B web portal, introduced in 2001, that allows Industry Users to submit plans and documents electronically to the 16 participating regulatory agencies for regulatory approval throughout the entire property development life cycle. Based on a study in 2013, CORENET System has helped to save the construction sector approximately S\$320 million from 2003 to 2012. It has also contributed to the **Singapore's sustained top ranking** in the World Bank's "Ease of Doing Business" global survey
- **CORENET** has served the **Built Environment Sector well over the last 20 years**
- **CORENET 2.0**, the upcoming system, is a major tech refresh of the current CORENET and seeks to improve the current user experience. It is part of a bigger plan to transform the regulatory approval landscape





Transformation of CORENET



CORENET 2.0

CORENET 2.0 is Going Live Soon




CORENET 2.0 is targeting to to Go-Live by
TBA

- CORENET 2.0 is undergoing the final phase of verifications, including involving partner QP/Industry Professionals to perform simulation runs verifications
- CN2 Team will be conducting a series of Change Management Engagements and Pre-Onboarding activities, to ensure the industry is ready



Overview of Changes





Key Features



Convenient and **secured login process** through the use of Singpass



QP can appoint QP Assistant (QPA) to prepare the submission package



A **more intuitive design** through the use of dashboard and enhanced search function



Enhanced data quality via automated validation of submission inputs in forms



Improved tracking and **coordination** of applications and correspondences



Overview of Changes CORENET 1.0 to CORENET 2.0



System	New Features	Enhancement
ESPro	<ul style="list-style-type: none">• Smart forms• User interface (new look & feel)• Search function• Singpass login	<ul style="list-style-type: none">• Project and member creation• Auto synchronisation of forms• Send submission• Address books• One-click for multiple submissions
Form Viewer	<ul style="list-style-type: none">• License key not required• Allowed to view both CN2 (XFDX) & <u>CN1 (XFD)</u> forms	
CORENET 2.0 Portal	<ul style="list-style-type: none">• Singpass login (for individual & business user)• New QP Assistant functions• Project dashboard (Last 4 weeks)• Merging of e-info (Circulars, Codes and Regulations, Events)	<ul style="list-style-type: none">• Withdraw Submission (standardised)• Change of member/Coordinator request (streamlined)• Download agency replies• Search & view project/ submissions• Project management



More Secure Login is Needed



CURRENT ISSUE: Current login mechanism in CORENET is outdated. Over the years, there are reported cases from the CORENET account users of unauthorized access

CORENET is a regulatory submission system and having a secure access is paramount

- Everyone accessing CORENET should do so using their individual credential. Going forward, **CORENET will onboard Singpass**
 - Singpass is Singapore Government's **trusted digital identity for all secure transaction needs** in our everyday life & serves to authenticate the identity of the person transacting online
 - It is now the **only login method for online corporate transactions** with more than 160 government digital services
- For **Corporate users**
 - Singpass user can be authorized to transact on behalf of their businesses at www.corppass.gov.sg
 - Corppass portal enables company administrators to specify the digital services that each employee can transact on the company's behalf
 - If an employee leaves, or if anomalous activity is detected in the user account, the administrator can act immediately to deactivate or block the user's access



CORENET 2.0

SINGPASS



In alignment to the Smart Nation Singapore initiative, as with all new government e-services, Singpass will replace the current login mechanism

Singpass Login in CORENET 2.0


- The use of Singpass will enable the CORENET 2.0 to **authenticate** the **ID** of the professional accessing the system and making the transactions
- Singpass login will **NOT** allow CORENET 2.0 system or the authorities to have any access to your private information
- Where e-signing is required, the use of Netrust token is still being adopted

Singpass Business

- As CORENET 2.0 is a Government-to-Business system for industry professional to apply for regulatory approval, the professional accessing the system is doing so in the capacity as a business user and hence the **recommended login** will be via **Singpass Business**
- Singpass Business login will allow the system to create **audit records** for activities and actions taken (such as Project Info update, Submission, etc.) for both the Singpass ID as well as UEN (the company the user is representing)



SINGPASS IDs in CORENET 2.0



NRIC

Singapore NRIC

- QP or Industry Professional practising in Singapore
- Singaporean/ Singapore PR

FIN

Foreign Identification Number

- QP or Industry Professional practising in Singapore
- Employment Pass or S-Pass



Singpass Individual vs Business vs Corppass



Singpass Business vs Corppass

- Singpass Business has replaced Corppass
- Singpass Business is “riding” on top of Singpass Individual

Singpass Business vs Singpass Individual

- Singpass login credential only contains Singapore ID information
- Singapore Business login credential contains both Singapore ID and UEN information



CORENET 2.0

QP Assistant (QPA)



CORENET 2.0 introduces QP Assistant (QPA), who could assist to prepare submission package for QP

QP will assign the QP Assistant (QPA) in CORENET 2.0 Portal

Once done, QPA could assist QP to register project, manage project details, prepare submission draft package, etc. for QP

- Able to perform **ALL** QP actions **except Submission**

*QPA is assigned to the QP NOT the QP firm, project's access right (except Submission) is following QP



QP

QP can do the following

- ✓ Register project
- ✓ Manage project details
- ✓ Prepare submission drafts package
- ✓ E-sign documents
- ✓ Collect Agencies' replies



QP Assistant (QPA)

QPA can do the following:

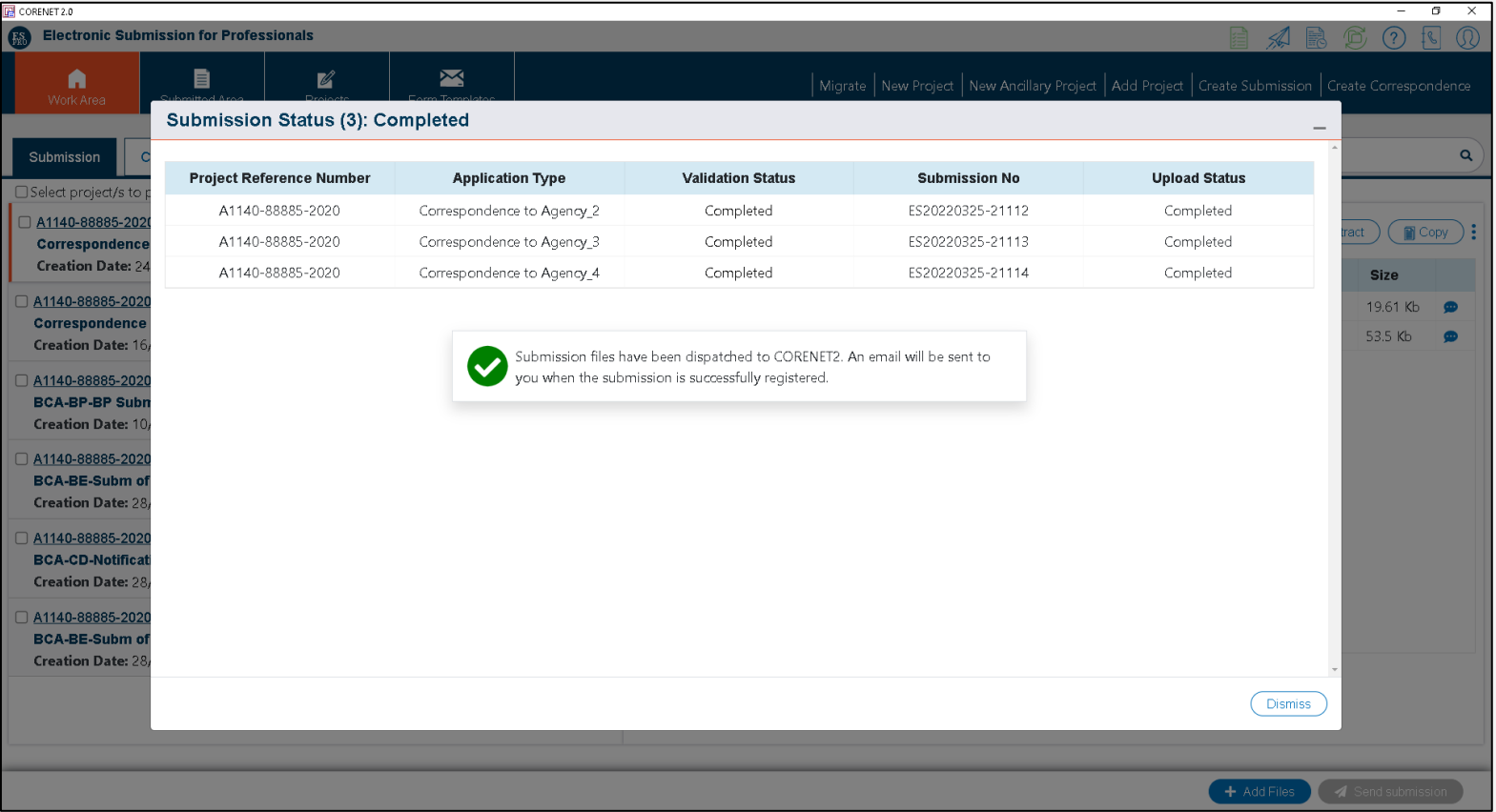
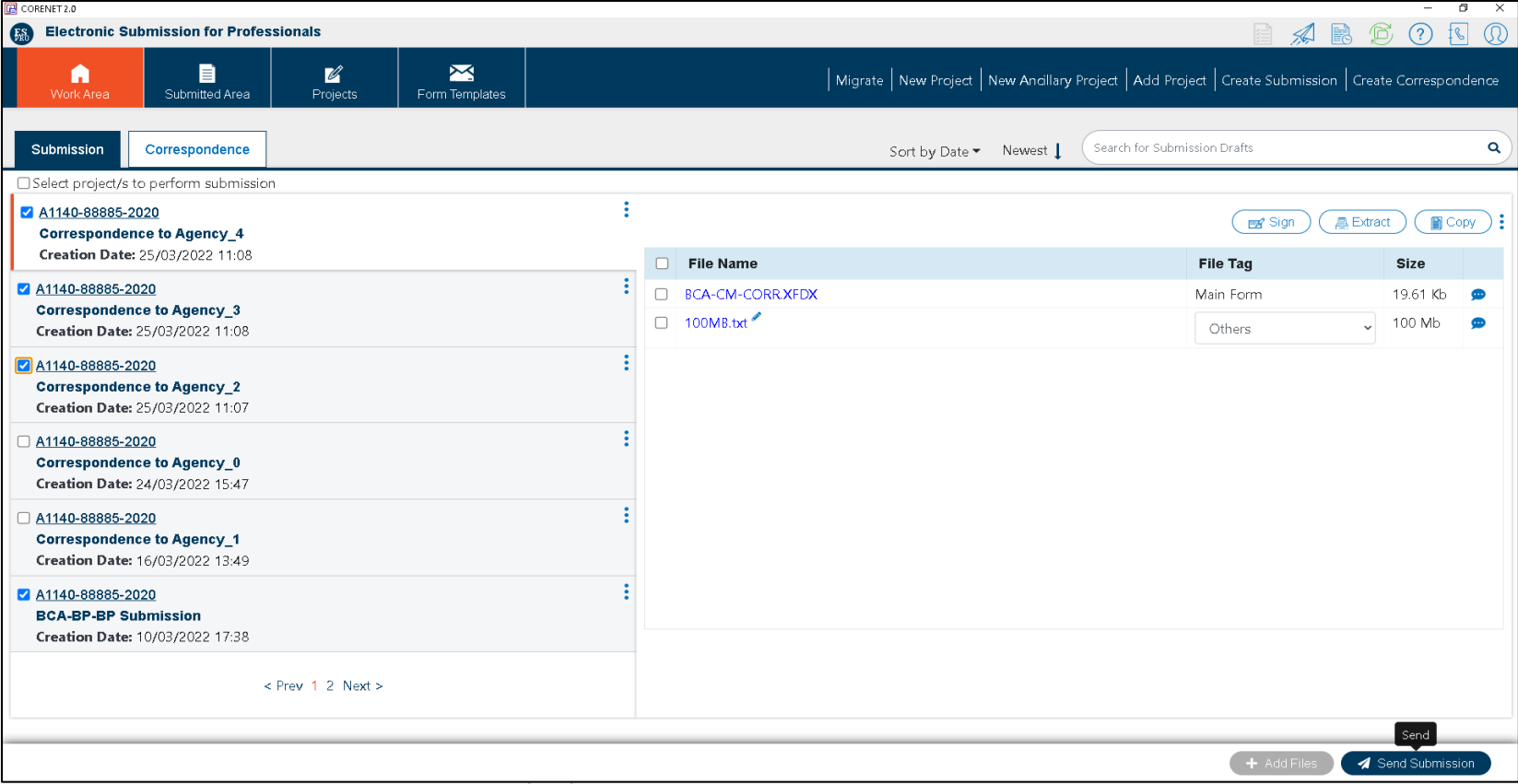
- ✓ **All** QP functions
- ***EXCEPT Submission and QPA Assignment function**

CORENET 2.0

New ESPro – One Click



One Click will be available upon **CN2 go-live**



CORENET 2.0

New XFDX Forms



CORENET 2.0 will be introducing XFDX form. With CN2 XFDX form, QP/IP firms will no longer have any restriction of number of installation of Form Viewer, as long as it's for the purpose of CORENET

CORENET 1.0 forms vs CORENET 2.0 forms

- CORENET 1.0 PureEdge (XFD) and EDA forms will be changed to CORENET 2.0 XFDX forms
- Specific to individual Agency, XFDX forms will be rolling out by either CN2 Go-Live or towards end-July 2022

XFDX forms features

- Auto population of forms data
- Web service validations – for upfront validation during form filling, reducing chances of rejected applications by Agencies

Supports XFD forms


- CORENET 2.0 Form Viewer is supports viewing of both XFD as well as XFDX



CN1 and CN2 Form Samples

XFDX Form Sample





APPLICATION FOR APPROVAL OF BUILDING PLANS

[Section 5/Section 5A of the Building Control Act (Cap.29)]

[Help](#)
[Print Preview](#)

- 1 Instructions
- 2 Particulars of Application
- 3 Particulars and Declaration by Developer(s)
- 4 Particulars and Declaration by Qualified Person
- 5 Submission Checklist
- 6 Fee Computation for Plans of Building Works

Date:

To: *

Building and Construction Authority
 Commissioner of Building Control
 Building and Construction Authority
 52 Jurong Gateway Road, #11-01
 Singapore 608550

Instructions

- This form is to be digitally signed by the appointed Qualified Person and/or Developer.*
- For Design & Build project, document stating that the Builder is appointing the Qualified Person is to be attached.*
- For waiver application BCA-BP-WVBP01.XFD (if any), to be submitted separately using BCA-BP-Waiver application folder in ESPro.*
- For A&A Works, every application for approval of building plans involving repairs, alterations and/or additions to an existing building is required to be submitted together.*

Last Updated Date: -- BCA-BP-BPAPPV01 -- Ver. 1.0

[Save](#)
[Next >](#)



XFDX Forms Rollout

Agencies	Go-Live	Post Go-Live
BCA	XFD	XFDX
URA	EDA, XFD	XFDX
SCDF	XFDX	
LTA	XFDX	
NEA	XFD	XFDX
NParks	XFD	XFDX
JTC	XFDX	
PUB	XFDX	
HDB	XFDX	
IMDA	XFDX	
SFA	XFDX	
City Energy	XFDX	

Agencies' Forms Rollout

- Agencies' forms rollout approach and timeline:
Go-Live & Post Go-Live

Form Changes

- Details of form changes can be downloaded from the CORENET 2.0 Resource Hub
<https://cn2resourcehub.com>



CORENET 2.0 Onboarding





Activity	Start Date	End Date
Webinar Briefing (Initial) to the Industry	28 Mar 2022	01 Apr 2022
Webinar Briefing (Update) to the Industry	11 Apr 2022	15 Apr 2022
QP/Industry Professional Pre-Onboarding Period	18 Apr 2022	29 Apr 2022
System Cutover	*TBA	TBA
Go-Live	TBA	-

*CORENET 1.0 will be available to submit until cut-off time of 9pm, TBA; Submission is required to be completed by 9pm



Transition Preparations



In any system upgrade, there are always efforts involved to transit, the CN2 Team is here to help and minimise the impacts

CN1 Accounts

○ System Migration from CORENET-1

- 90% of the active CN1 accounts will be directly system migrated to CN2
- Email will be sent to QP upon successful creation of his/her CN2 account

QPA

○ Pre Onboarding – QPA Registration

- There will be pre-onboarding exercise for QPA registration, 2 weeks before CN2 go-live. This will be done via new CORENET-1 function

QPA Assignment

○ Pre Onboarding – QPA Registration

- This will be performed together with QPA Registration pre-onboarding exercise

Singpass

○ Corppass Admin – Assigns Singpass Business accounts

- Assigns Singpass Business for CN2 users
- Assigns CORENET-2 e-service to the Singpass Business accounts



CORENET 2.0

CN2 Onboarding Function



CN2 Onboarding Function provides CN1 accounts reconciliation. For users that might have CN1 accounts registered with Passport No.

Home / CN2 Onboarding

CN2 Onboarding

Account Onboarding

Please login with CORENET 1.0 account credential.
If you do not have a CORENET 1.0 account, click [here](#) to login with your Singpass.

Username

Passcode

[Forgot password?](#)

Submit

Note: You will be prompted to login with your Singpass to register for a CN2 account after sign in.

DashboardProjectsSubmissionsCorrespondenceMore

Search

st 4 Weeks Transaction

Correspondence (CA)
From Agency

Correspondence (CR)
To Agency

Submission (ES)

Collect Package Files

Action Required 0

Processed 0

No records to display

Info

Your CORENET 1.0 account has been successfully link to your Singpass. A confirmation email will be sent.

OK

Favorites

Your Submission History for the last 4 Wee



Pre-Onboarding for CN1 Users



Pre-Onboarding period starting from 18th April to TBA will allow the QP/IP/QPA to perform various pre-onboarding activities to reduce over-congested onboarding activities upon CN2 go-live

QPA Registration

- QP to login and register the QP Assistants (QPA) in CORENET 1.0
- Registration can be done from 18th April to TBA

Downloading of CN2 Software

- New CN2 Software: ESPro, Form Viewer & the updated ver. of Netrust Digital Signer
- To ease the steps, CN2 ESPro installer embedded with CN2 Form Viewer and Netrust Digital Signer. Download and Installation can be done from 18th April to TBA



Pre-Onboarding QPA Registration



QP can do Register QPA via CORENET 1.0 Portal during Pre-Onboarding Period

CORENET
e-Submission

Welcome : Syah Current Login : 27/03/2022 11:04 Last Login : 24/03/2022 14:42

[Home](#) [Inbox▼](#) [Project▼](#) [Submission▼](#) [Feedback▼](#) [My Profile▼](#) [Tools▼](#) [Software Download](#)

Home

-->Register QP Assistant

Quick Links

For General Use	For Project Coordinator's Use
1. Collect Agency Correspondence (for past 2 weeks)	1. Update Project Profile
2. Collect Multiple File Download Package (for past 2 weeks)	2. Add / Update Member Profile
3. Search Project	3. Take Over as Project Coordinator
4. Search Submission	
5. Search Correspondence	
6. Download Online Submission Application Forms	
7. Submit Online Submission	

QP Assistants

[Add](#) [Delete](#)

Delete	Name	Login Type	ID Number
<input type="checkbox"/>			

No records found to display

QP Assistant Details

Name * :

Email Address * :

Login Type * : ☒ Singpass - Individual User
☐ Singpass - Business User

ID No. * :

ID Type : NRIC/FIN

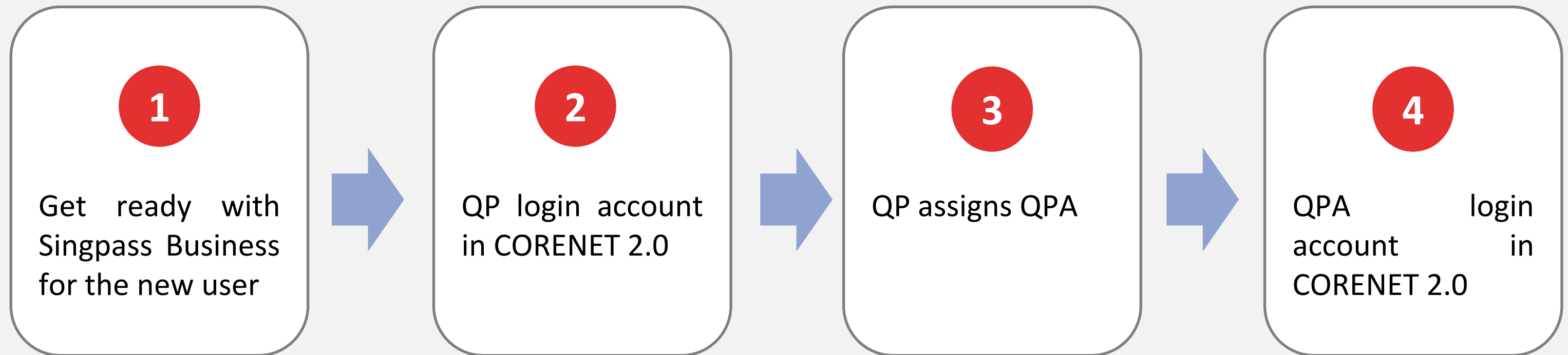
[Save](#) [Reset](#) [Cancel](#)



CN2 Onboarding for NEW Users



To onboard CN2, these are the 4 broad steps to take for NEW users



CORENET 2.0

Onboarding for ALL CN2 Users



Preparing to access the system

To run the new system smoothly, you will need to accomplish a few steps. It's recommended to complete them before the transition to CORENET 2.0

1

Prepare your devices



Operating system for CORENET 2.0 ESPro:

- Windows 10 & above

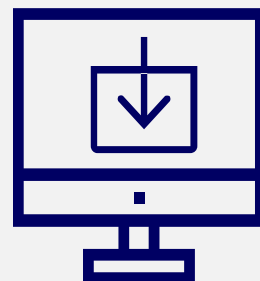
Browsers for CORENET 2.0

Portal:

- Microsoft Edge
- Google Chrome

2

Download and install the following programs



- CORENET 2.0 ESPro
- Form Viewer
- Netrust Digital Signer

Detailed instructions can be downloaded from the CORENET 2.0 Resource hub

3

Make sure you set up your access

- For existing CORENET 1.0 users previously registered with FIN/Passport details in CORENET 1.0, to perform the CORENET 2.0 onboarding
- For Corppass administrator, register CORENET 2.0 e-service in Corppass Portal and assign your users to CORENET e-service

For Individual & Business Users, sign in using

singpass

4

Use Netrust token for E-Signing and Singpass for Submission (QP)



singpass

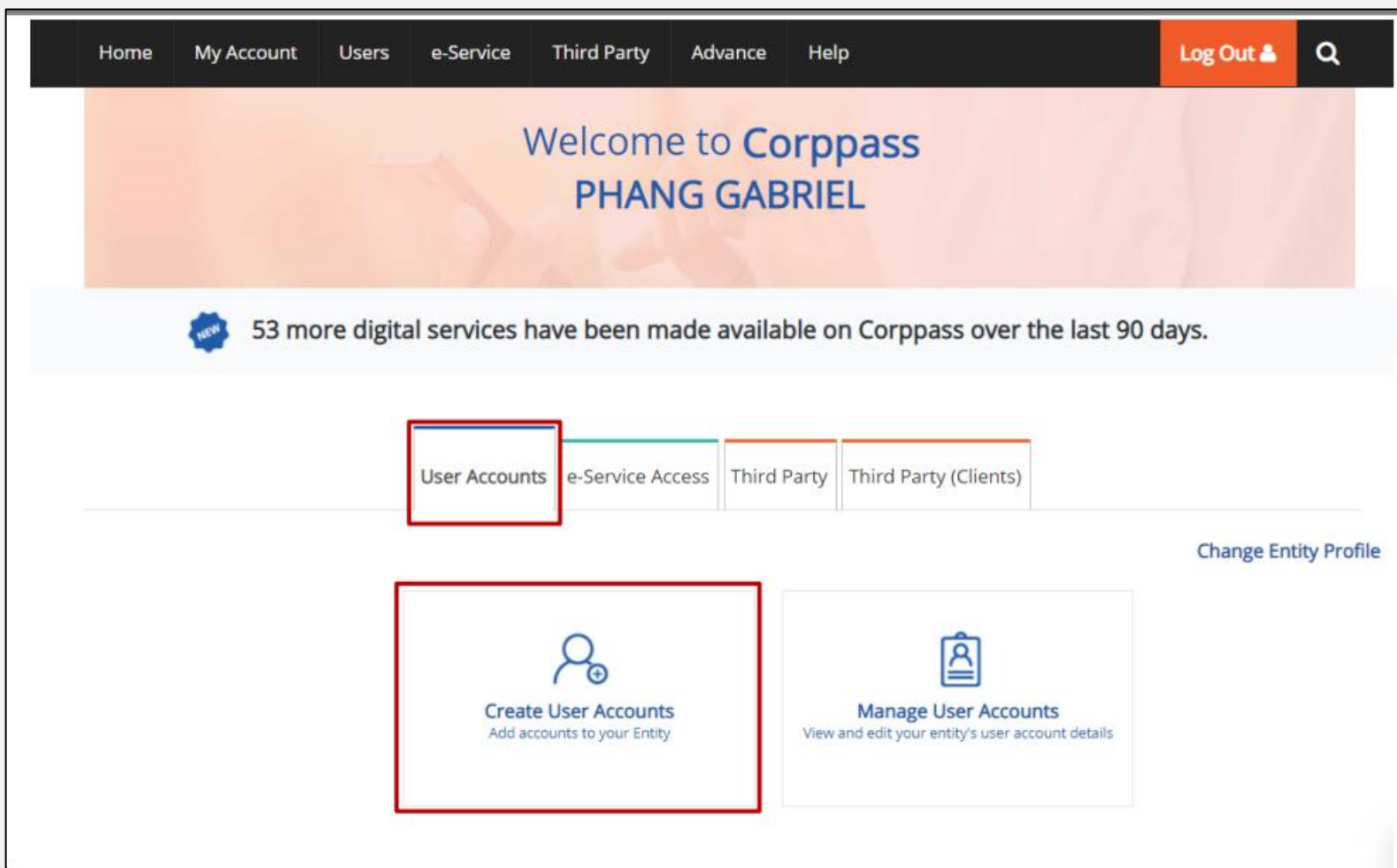


STEP 1

Assigning Singpass Business to CN2 Users



Corppass administrator can easily assign Singpass Business to CN2 Users with the below step in Corppass portal



Create User Accounts

1 • • • • 2
Verify & Enter Details Review & Submit

Enter user details in the table below to create Corppass Accounts. The Full Name of users who are Singpass holders will be auto-populated after submission.

By default, Sub-Admin accounts created can assign any of the entity's e-Services to users and authorise Third Party Entities. To restrict the account, go to Advance > Add Assignment Profile.

Note:

- The 'Access to All e-Services' option is NOT applicable to selected e-Services such as **CPF e-Submission** and **SSG-WSG E-Services** (see [full listing](#)), as they require additional details to be set up on Corppass. For access, select and manually assign them to your Corppass account.
- Additional checks may also be conducted by selected e-Services, such as **MOM EPOL/WPOL** and **HDB e-Services** (see [full listing](#)), after logging into their websites. Contact these agencies for more information.

Source Agency ⓘ	Full Name ⓘ	Identity Type ⓘ	NRIC / FIN / Foreign ID No. ⓘ	Country / Region of Issuance ⓘ	Email Address ⓘ	Account Type ⓘ	Access to All e-Services ⓘ
-	WILL BE AUTO- As per Identity Documents	NRIC ▾		SG ▾	abc@abc.com	User ▾	<input checked="" type="checkbox"/>

+ Add new user



STEP 1

Assigning Singpass Business to CN2 Users



Corppass administrator can easily assign Singpass Business to CN2 Users with the below step in Corppass portal

Create User Accounts

✓

2

Verify & Enter Details

Review & Submit

Review the following information.

Full Name of Singpass holders will be auto-populated after submission.

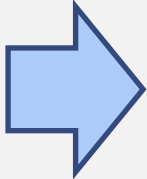
Note:

- The 'Access to All e-Services' option is NOT applicable to selected e-Services such as **CPF e-Submission** and **SSG-WSG E-Services** (see [full listing](#)), as they require additional details to be set up on Corppass. For access, select and manually assign them to your Corppass account.
- Additional checks may also be conducted by selected e-Services, such as **MOM EPOL/WPOL** and **HDB e-Services** (see [full listing](#)), after logging into their websites. Contact these agencies for more information.

Full Name	Identity Type	NRIC / FIN / Foreign ID No.	Email Address	Account Type	Access to All e-Services
-	NRIC		tan_philips@abc.com	Enquiry User	✓

Back

Submit



HomeMy AccountUserse-ServiceHelpLog Out

Home / Create User Accounts

✓

You have created new Corppass account(s).

An email notification will be sent to your new user(s) and you.

Next Step

Select Entity's e-Services

Select e-Services that your entity will use.

Return to Homepage

Select Entity's e-Service



STEP 2

Assigning e-Service To Business Users



Corppass administrator can assign e-Service to multiple users with the below step in Corppass portal

Home / Assign Selected e-Services

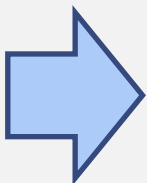
Assign Selected e-Services

1 Select Users 2 **Select e-Services** 3 Enter Details 4 Review & Submit

Assign Selected e-Service(s) to
1 Selected User(s) +

Assign from selected e-Service(s).

Govt Agency	Entity's selected e-Services	Description	Agency Check Required	Additional Details Required
<input type="checkbox"/> BUILDING AND CONSTRUCTION AUTHORITY (BCA)	CORENET 2.0	CORENET 2.0 allows Industry Professionals to submit building related electronic plans and documents to various regulatory authorities for approval		



1 Select Users 2 Select e-Services 3 **Enter Details** 4 Review & Submit

Assign Selected e-Services to
1 Selected User(s) +

e-Services with [icon] require additional details. For more information, contact the relevant agency. Click [icon] to enter details.

* - denotes mandatory fields

Govt Agency	Entity's selected e-Services	Agency Check Required	Additional Details Required
BUILDING AND CONSTRUCTION AUTHORITY (BCA)	CORENET 2.0		

1 e-Service(s) selected.

BUILDING AND CONSTRUCTION AUTHORITY (BCA) CORENET 2.0

No additional details required.

Authorisation Effective Date * ⓘ
23/03/2022

Authorisation Expiry Date ⓘ
31/03/2026



STEP 2

Assigning e-Service To Business Users



Corppass administrator can assign e-Service to multiple users with the below step in Corppass portal

Home / Assign Selected e-Services

Assign Selected e-Services

4
Select Users Select e-Services Enter Details Review & Submit

Verify the following details.


1 Selected Users

Selected e-Services

BUILDING AND CONSTRUCTION AUTHORITY (BCA)	• CORENET 2.0
Authorisation Effective Date	23/03/2022
Authorisation Expiry Date	31/03/2026



Home / Assign Selected e-Services



You have assigned e-Service(s) to your user(s).



CORENET 2.0

Supports



CN2 Team is here to provide you the supports

Helping you stay on top of the transition

Preparing you to use the system

Supporting you in the transition



Announcements

Stay tuned for any updates on the CN2 Go-Live by regularly checking your email, the CORENET 1.0 Portal, and CORENET 2.0 Resource Hub; Also, Webinar Briefing (Final)



User Guides

User guides is available at the CORENET 2.0 Resource Hub



Post-Live Support

There will be Operation Support Service to the Industry



FAQs


Frequently asked questions is available at the CORENET 2.0 Resource Hub



Readiness Checklist

Readiness Checklist will be available at the CORENET 2.0 Resource Hub

CORENET 2.0 Resource Hub



CORENET 2.0

CORENET 2.0 Resource Hub



CN2 Team is here to provide you the supports

The screenshot shows the CORENET 2.0 Resource Hub website. At the top, there is a red banner with a rocket icon and the text "CORENET 2.0 Resource Hub". To the right of the banner is the Singapore Government logo with the tagline "Integrity · Service · Excellence" and the CORENET 2 logo. Below the banner is a navigation bar with six links: [Announcements](#), [FAQs](#), [Installation Guides](#), [User Guides](#), [XFDX Forms Changes](#), and [Contact Us](#). The main content area is titled "Frequently Asked Questions" and contains a paragraph explaining that the FAQs answer common questions posed from the industry, organized by stakeholder groups. Below this is a section titled "General" with the heading "What is CORENET 2.0?". The text describes CORENET 2.0 (CN2.0) as a G2B (Government to Business) internet-based system for submitting project-related electronic plans and documents to regulatory authorities for approval. It also mentions that the system covers various application types and provides a one-stop convenience point for round-the-clock submission via Internet. Finally, it states that the public can submit plans and documents from home or offices to 16 different regulatory authorities and track the submission status online.



CORENET 2.0

Support Information

For CORENET 2.0 related queries, please contact:

CORENET 2.0 Operations Support

Contact No: 63343574

Email: cn2cm@nova-hub.com

Operating Hours: 9.00am – 6.00pm (Mondays – Fridays, excluding Public Holidays)

For Netrust related queries, please contact:

Netrust Support

<https://www.netrust.net/contact-us>

Contact No: 62121388

Operating Hours: Monday – Friday: 9am – 5pm



CORENET 2.0

CORENET 2.0 DEMO

ESPro Online Portal



Questions & Answers



DEMO – ESPro & Online Portal



TOPICS

- QPA Registration
- Logging in using Singpass
- Manage QPA from CN2 Portal
- Register Project
- Create Submission and Correspondence (CR)
- Cn2 Portal Dashboard
- Update Project Profile and Member Detail



Q&A – Common Questions



Common Questions

- Presentation/Slides send to audiences?
- QPA to QP or QP Firm?
- Multiple QPA to QP and/or Multiple QP to QPA
- E-signing still with Netrust?
- What if QP not available?
- What happened if firm without UEN or QP operates without a firm?

